

OCTOBER 1, 2005  
THROUGH  
SEPTEMBER 30, 2006



**Sponsored Programs  
Research Compliance  
Technology Transfer**

<b>Introduction</b>	3
<b>Highlights</b>	4
Highlights FY 2006	5
<b>Expenditures</b>	6
Expenditures - All Sponsored Programs, 5 Year History by Function	7
Expenditures - Research, Instruction and Public Service, 5 year History by College/School/Unit	8
Expenditures - All Sponsored Programs by Funding Source	9
Expenditures - All Sponsored Programs by Funding Source – (Graph)	10
FY 2006 Expenditures - Research, Instruction and Public Service by College/School/Unit/Department	11
<b>Awards</b>	14
Awards - All Sponsored Programs, 5 Year History by Function	15
Awards - All Sponsored Programs, 5 Year History by College/School/Unit	16
Awards – Research, 5 Year History by College/School/Unit	17
Awards - All Sponsored Programs by Funding Source	18
Awards - All Sponsored Programs by Funding Source (Graph)	19
Awards - All Sponsored Programs by College/School/Unit/Department	20
<b>Submissions</b>	25
Submissions - All Sponsored Programs by College/School/Unit/Department	26
<b>Center Activity</b>	31
Center Activity FY 2006	32
<b>Research Compliance</b>	33
Research Compliance FY 2006	34
<b>Technology Transfer</b>	35
Technology Transfer FY 2006	36

**The Office for Research** is pleased to present the Fiscal Year (FY) 2006 Annual Report. This report includes statistical information for the three units within the Office for Research: Sponsored Programs, Research Compliance and Technology Transfer. These units report to the Vice President for Research, Dr. Keith McDowell through the Associate Vice President for Research, Dr. Marianne Woods.

The Office for Research would like to thank all the principal investigators and project directors and their staffs for their efforts in preparing applications for funding consideration, for submitting such applications and for receiving awards from extramural funding sources.

We would also like to thank the many individuals who served on the Research Advisory Council (RAC), UA's Institutional Review Board for the Protection of Human Subjects (both medical and non-medical), IACUC and other regulatory compliance committees.

In addition, we would like to thank faculty, staff and students who disclosed intellectual property and for whom UA filed or received a patent or copyright.

This report will be available on the UA Research website, as well as the UA Sponsored Programs website for downloading and printing.

[www.ua.edu/research](http://www.ua.edu/research)

[http://osp.ua.edu/reportpage/Annual\\_Research\\_Reports](http://osp.ua.edu/reportpage/Annual_Research_Reports)




Dr. Keith McDowell, Vice President for Research  
Dr. Marianne Woods, Associate Vice President for Research  
Ms. Cindy Hope, Director, Office for Sponsored Programs  
Ms. Tanta Myles, Research Compliance Officer  
Dr. William E. Gathings, Director, Technology Transfer

**The University of Alabama  
Office for Research**

# **Highlights**

**Office for Sponsored Programs: Extramural Grants and Contracts**

Total awards to the University increased by 75% from FY 2005, for a total of \$94,300,957.



Awards for Research, Instruction and Public Service increased by 20% and Research Awards increased by 13% from FY 2005.



**Significant increases include:**

- College of Education up 232% to over 5 million.
- School of Social Work up 124% to over 5 million.

**Office for Research Compliance**

The Medical and Non-medical Institutional Review Boards for Protection of Human Subjects in Research (IRB) activity increased by 39% over FY 2005. The increase reflects approval by the Board of 488 human subject research projects.

**Office for Technology Transfer: From the Laboratory to the Marketplace**



- United States Patent Filings increased by 31%, as well as a 250% increase in Foreign Country Patent Filings.
- The Licensing Executives Society named an agreement between The University of Alabama and chemical giant BASF one of its "2006 Deals of Distinction".

**Research Center Activity**

The Office for Research promotes the creation of interdisciplinary "Research Centers" housed in various schools, departments or programs. In 2006 the Council of Center Directors was created. The University is proud to be the home of 49 specialized Research Centers.

**The University of Alabama  
Office for Research**

# **Expenditures**

Expenditures - All Sponsored Programs  
5 Year History by Function

<b>Research, Instruction, &amp; Public Service</b>	<b>FY 02</b>	<b>FY 03</b>	<b>FY 04</b>	<b>FY 05</b>	<b>FY 06</b>
Research	\$ 31,240,963	\$29,486,519	\$29,283,100	\$28,941,283	\$28,382,820
Instruction	4,838,267	5,521,360	5,970,143	5,383,915	7,189,636
Public Service	19,881,938	21,760,961	19,748,716	21,150,526	20,989,438
<b>Subtotal:</b>	<b>\$55,961,168</b>	<b>\$56,768,840</b>	<b>\$55,001,959</b>	<b>\$55,475,724</b>	<b>\$56,561,894</b>
<b>Other Sponsored Activity</b>					
Scholar/Fellow/Aid	12,729,345	13,778,236	13,425,681	12,606,074	12,977,741
Construction	1,710,728	20,417,806	10,595,413	6,776,246	1,243,737
<b>Subtotal:</b>	<b>\$14,440,073</b>	<b>\$34,196,042</b>	<b>\$24,021,094</b>	<b>\$19,382,320</b>	<b>\$14,221,478</b>
<b>Grand Total:</b>	<b>\$70,401,241</b>	<b>\$90,964,882</b>	<b>\$79,023,053</b>	<b>\$74,858,044</b>	<b>\$70,783,372</b>

**Expenditures - Research, Instruction, and Public Service  
5 Year History by College/School/Unit**

<b>Colleges/Schools</b>	<b>FY 02</b>	<b>FY 03</b>	<b>FY 04</b>	<b>FY 05</b>	<b>FY 06</b>
College of Arts & Sciences	\$15,387,687	\$ 16,577,026	\$ 16,435,071	\$ 17,961,004	\$ 14,717,341
Culverhouse College of Commerce & Business Administration	1,051,850	773,870	1,391,544	1,190,424	1,415,988
College of Communication and Info Sci	785,279	1,083,691	966,268	778,432	811,697
College of Community Health Sciences	1,164,873	1,279,585	954,375	1,161,521	1,125,060
College of Continuing Studies	1,496,444	1,582,380	1,542,962	1,930,292	2,096,965
College of Education	1,262,346	1,458,568	1,929,719	1,967,039	3,769,768
College of Engineering <sup>1</sup>	16,460,451	15,561,201	14,909,491	14,831,662	14,391,206
Honors College				1,294	306
College of Human Environmental Sciences	7,063,460	6,887,792	5,644,997	5,097,490	4,485,627
School of Law	409,860	404,852	83,930	163,797	151,733
University Libraries			27,522	125,385	296,475
Capstone College of Nursing	764,184	877,052	874,856	718,381	531,958
School of Social Work	1,542,612	1,916,100	2,336,667	2,122,811	2,628,934
<b>Subtotal:</b>	<b>\$47,389,046</b>	<b>\$48,402,117</b>	<b>\$47,097,402</b>	<b>\$48,049,532</b>	<b>\$46,423,058</b>
<b>Other Units</b>	<b>FY 02</b>	<b>FY 03</b>	<b>FY 04</b>	<b>FY 05</b>	<b>FY 06</b>
Academic Affairs	\$ 8,265,121	\$ 8,109,954	\$ 7,634,029	\$ 7,167,165	\$ 7,011,089
Community Affairs				113,314	258,738
President's Office			30,210	26,721	27,604
Research <sup>2</sup>			74,558		2,679,519
Student Affairs	307,001	256,769	165,760	118,992	176,798
<b>Subtotal:</b>	<b>\$ 8,572,122</b>	<b>\$ 8,366,723</b>	<b>\$ 7,904,557</b>	<b>\$ 7,426,192</b>	<b>\$10,153,748</b>
Immaterial Audit Adjustments					(14,912)
<b>Grand Total:</b>	<b>\$55,961,168</b>	<b>\$56,768,840</b>	<b>\$55,001,959</b>	<b>\$55,475,724</b>	<b>\$56,561,894</b>

<sup>1</sup> Prior to FY 2006, NSF EPSCoR was reported in Engineering.

<sup>2</sup> Beginning with FY 2006, NSF EPSCoR is reported in the Office for Research.

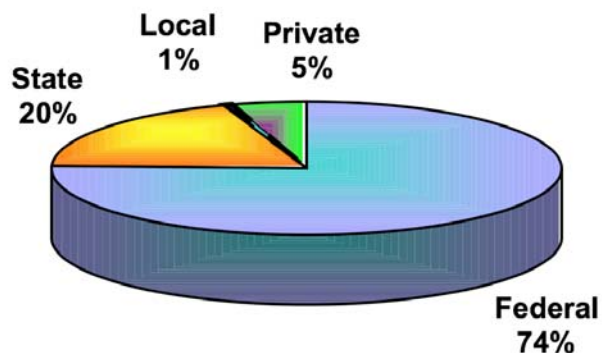


Expenditures - All Sponsored Programs  
By Funding Source

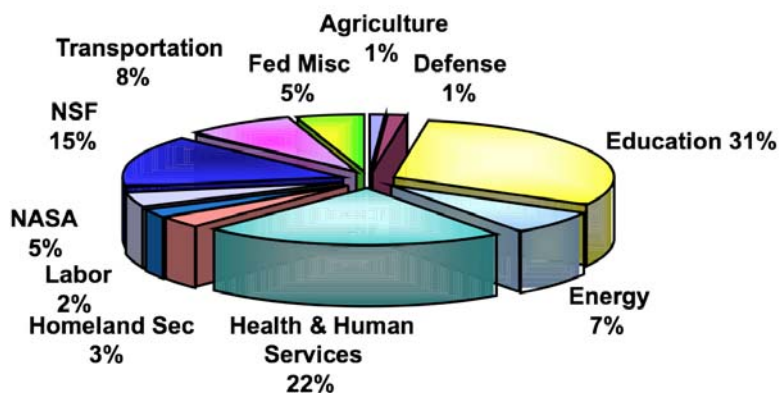
<u>Federal Funding Agency</u>	<u>Dollar Amount</u>
U.S. Dept. of Agriculture	\$ 629,885
U.S. Dept. of Defense	747,492
U.S. Dept. of Education	16,138,516
U.S. Dept. of Energy	3,657,663
U.S. Dept. of Health & Human Services	11,731,780
U.S. Dept. of Homeland Security	1,816,247
U.S. Dept. of Labor	1,279,412
U.S. Dept. of Transportation	4,139,365
National Science Foundation	7,866,931
National Aeronautics & Space Adm.	2,355,391
Federal Miscellaneous	2,550,232
<b>TOTAL FEDERAL</b>	<b>\$ 52,912,914</b>
<u>Other Funding</u>	
State	\$ 14,207,404
Local Government	392,850
Private	3,270,204
<b>TOTAL OTHER</b>	<b>\$ 17,870,458</b>
<b>TOTAL EXPENDITURES</b>	<b>\$ 70,783,372</b>

Expenditures - All Sponsored Programs  
By Funding Source – Percentage of Total

All Sources  
Total \$70,783,372



Federal Sources  
Total \$52,912,914



FY 2006 Expenditures - Research, Instruction, and Public Service  
By College/School/Unit and Department

College/School and Department	RESEARCH	INSTRUCTION	PUBLIC SERV	TOTAL
<b>College of Arts &amp; Sciences</b>	<b>\$ 8,901,856</b>	<b>\$ 1,439,787</b>	<b>\$ 4,375,698</b>	<b>\$14,717,341</b>
Anthropology	15,605			15,605
Biological Sciences	1,943,694	1,175,684		3,119,378
Brewer-Porch Children's Center		3,453	4,152,980	4,156,433
Chemistry	1,769,254	15,491		1,784,745
Criminal Justice	20,256			20,256
English			900	900
Geography	69,876		68,186	138,062
Geological Sciences	1,073,061			1,073,061
History		51,678		51,678
ISSR	455,362			455,362
Mathematics	51,867			51,867
Modern Languages and Classics	48,751			48,751
Music			32,932	32,932
Physics & Astronomy	932,650			932,650
Psychology	2,454,176	193,481	120,700	2,768,357
Religious Studies	39,140			39,140
Women's Studies	28,164			28,164
<b>Culverhouse College of Commerce &amp; Business Administration</b>	<b>\$ 442,576</b>		<b>\$ 973,412</b>	<b>\$1,415,988</b>
Alabama Productivity Center			437,398	437,398
Center for Busin. & Econ. Research	442,576		428,467	871,043
Small Business Development Center			107,547	107,547
<b>College of Communication &amp; Info Sciences</b>	<b>\$ 117,274</b>		<b>\$ 694,423</b>	<b>\$ 811,697</b>
Center for Public Television & Radio			411,309	411,309
Graduate Studies in Communication	29,038			29,038
Institute for Communic. Research	69,517		9,383	78,900
Journalism			173,536	173,536
Library and Information Studies			66,655	66,655
Telecommunication and Film	18,719		33,540	52,259
<b>College of Community Health Sciences</b>	<b>\$ 262,695</b>		<b>\$ 862,365</b>	<b>\$ 1,125,060</b>
Community and Rural Medicine	63,423		561,879	625,302
Dean's Office & Resident Affairs	82,232		253,776	336,008
Institute for Rural Health Research	26,463		46,710	73,173
Pediatrics	90,577			90,577

**FY 2006 Expenditures - Research, Instruction, and Public Service**  
**By College/School/Unit and Department**

<b>College/School and Department</b>	<b>RESEARCH</b>	<b>INSTRUCTION</b>	<b>PUBLIC SERV</b>	<b>TOTAL</b>
<b>College of Continuing Studies</b>	<b>\$ 31,144</b>	<b>\$ 441,803</b>	<b>\$ 1,624,018</b>	<b>\$ 2,096,965</b>
Academic Outreach			40,434	40,434
ACCESS		300,696	131,058	431,754
Environmental & Industrial Prgrms			173,114	173,114
Professional Development/Conf.	31,144	141,107		172,251
Safe State Program			1,039,679	1,039,679
Training Programs			239,733	239,733
<b>College of Education</b>	<b>\$ 81,312</b>	<b>\$ 2,664,675</b>	<b>\$ 1,023,781</b>	<b>\$ 3,769,768</b>
College of Education Dean's Office			79,885	79,885
Crossing Points			29,703	29,703
Curriculum and Instruction	43,784	80,779	724,320	848,883
Ed. Leadership, Policy, Tech. Studies		87,636	115,463	203,099
Ed. Stud in Psych, Research, Counsel.			39,350	39,350
Education Policy Center	28,238			28,238
In-service Center		2,417,323		2,417,323
Kinesiology	9,290		27,438	36,728
Special Ed & Multiple Abilities		78,937	7,622	86,559
<b>College of Engineering</b>	<b>\$13,208,880</b>	<b>\$ (13,225)</b>	<b>\$ 1,195,551</b>	<b>\$14,391,206</b>
Aerospace & Engineering Mechanics	512,308		363,777	876,085
Chemical & Biological Engineering	1,998,146	5,000	12,333	2,015,479
Civil & Environmental Engineering	1,405,532			1,405,532
College of Engineering Dean's Office	1,800		11,807	13,607
Computer Science	6,310,404	(46,316)		6,264,088
Electrical & Computer Engineering	401,817	20,795		422,612
Engineering Student Services			202,149	202,149
Industrial Engineering	80,469			80,469
Mechanical Engineering	1,490,120		605,485	2,095,605
Metallurgical & Materials Eng.	1,008,284	7,296		1,015,580
<b>Honors College</b>			<b>\$ 306</b>	<b>\$ 306</b>
University Honors Program			306	306
<b>College of Human Environmental Sciences</b>	<b>\$ 43,097</b>		<b>\$ 4,442,530</b>	<b>\$ 4,485,627</b>
Child Develop. Resources & Services			3,928,337	3,928,337
Dean's Office			69,140	69,140
Health Studies/Athletic	43,097			43,097
RISE Program			370,463	370,463
University Child Care Services			74,590	74,590
<b>School of Law</b>			<b>\$ 151,733</b>	<b>\$ 151,733</b>
Trial Advocacy			151,733	151,733

**FY 2006 Expenditures - Research, Instruction, and Public Service**  
By College/School/Unit and Department

<b>College/School and Department</b>	<b>RESEARCH</b>	<b>INSTRUCTION</b>	<b>PUBLIC SERV</b>	<b>TOTAL</b>
<b>University Libraries</b>		<b>\$ 4,938</b>	<b>\$ 291,537</b>	<b>\$ 296,475</b>
Libraries		4,938	291,537	296,475
<b>Capstone College of Nursing</b>	<b>\$ 11,434</b>	<b>\$ 485,928</b>	<b>\$ 34,596</b>	<b>\$ 531,958</b>
Nursing Dean's Office	10,991		12,158	23,149
Nursing Instruction	443	485,928	22,438	508,809
<b>School of Social Work</b>	<b>\$ 134,129</b>	<b>\$ 1,129,886</b>	<b>\$ 1,364,919</b>	<b>\$ 2,628,934</b>
School of Social Work	134,129	1,129,886	1,364,919	2,628,934
<b>College/School Subtotal:</b>	<b>\$23,234,397</b>	<b>\$ 6,153,792</b>	<b>\$17,034,869</b>	<b>\$46,423,058</b>
<b>Other Units/Departments</b>				
<b>Academic Affairs</b>	<b>\$ 2,462,672</b>	<b>\$ 960,046</b>	<b>\$ 3,588,371</b>	<b>\$ 7,011,089</b>
Alabama Disabilities Advocacy Prgm			2,259,544	2,259,544
Alabama International Trade Center			546,036	546,036
Center for Mental Health and Aging	202,985			202,985
Center for Teaching & Learning		871,396	17,315	888,711
MINT-Materials for Info Tech	1,651,025	43,969		1,694,994
University of Alabama Museums	608,662	44,681	367,440	1,020,783
University Center for Econ Develop			398,036	398,036
<b>Community Affairs</b>		<b>\$ 75,797</b>	<b>\$ 182,941</b>	<b>\$ 258,738</b>
Community Affairs		75,797	182,941	258,738
<b>President's Office</b>			<b>\$ 27,604</b>	<b>\$ 27,604</b>
University Relations			27,604	27,604
<b>Research</b>	<b>\$ 2,679,519</b>			<b>\$ 2,679,519</b>
AISCE	26,571			26,571
NSF EPSCoR	2,619,460			2,619,460
VP for Research	33,488			33,488
<b>Student Affairs</b>			<b>\$ 176,798</b>	<b>\$ 176,798</b>
Women's Center			176,798	176,798
<b>Other Units Subtotal:</b>	<b>\$ 5,142,191</b>	<b>\$ 1,035,843</b>	<b>\$ 3,975,714</b>	<b>\$10,153,748</b>
Immaterial Audit Adjustments	6,232	1	(21,145)	(14,912)
<b>Grand Total:</b>	<b>\$28,382,820</b>	<b>\$ 7,189,636</b>	<b>\$20,989,438</b>	<b>\$56,561,894</b>

**The University of Alabama  
Office for Research**

# **Awards**

**Awards - All Sponsored Programs  
5 Year History by Function**

<b>Research, Instruction, &amp; Public Service</b>	<b>FY 02</b>	<b>FY 03</b>	<b>FY 04</b>	<b>FY 05</b>	<b>FY 06</b>
Research	\$33,652,216	\$28,350,150	\$27,969,598	\$30,302,344	\$34,159,217
Instruction	3,285,352	2,202,913	5,587,823	3,096,486	7,819,388
Public Service\Other	20,997,461	23,927,719	23,205,733	20,497,294	22,311,069
<b>Subtotal:</b>	<b>\$57,935,029</b>	<b>\$54,480,782</b>	<b>\$56,763,154</b>	<b>\$53,896,125</b>	<b>\$64,289,674</b>
Construction	21,347,150	4,967,000			30,011,283
<b>Subtotal:</b>	<b>\$21,347,150</b>	<b>\$4,967,000</b>	<b>\$56,763,154</b>	<b>\$53,896,125</b>	<b>\$30,011,283</b>
<b>Grand Total:</b>	<b>\$79,282,680</b>	<b>\$59,447,782</b>	<b>\$56,763,154</b>	<b>\$53,896,125</b>	<b>\$94,300,957</b>

**Awards - All Sponsored Programs  
5 Year History by College/School/Unit**

<b>Colleges/Schools</b>	<b>FY 02</b>	<b>FY 03</b>	<b>FY 04</b>	<b>FY 05</b>	<b>FY 06</b>
College of Arts & Sciences	\$ 14,669,767	\$ 17,516,651	\$ 16,797,440	\$ 16,881,799	\$ 16,003,588
Culverhouse College of Commerce & Business Administration	827,437	1,842,270	1,740,890	856,664	2,022,046
College of Communication and Info Science	867,254	574,534	1,050,137	593,128	1,080,388
College of Community Health Sciences	1,837,646	1,726,361	1,730,871	1,671,038	1,287,467
College of Continuing Studies	1,547,968	1,727,844	1,423,000	1,921,409	2,801,502
College of Education	1,628,589	1,590,254	5,004,614	1,525,420	5,058,049
College of Engineering <sup>3</sup>	18,395,357	11,499,402	11,760,740	17,991,750	16,662,867
Honors College		1,050		1,600	
College of Human Environmental Sciences	12,122,914	11,601,330	5,740,194	5,141,483	4,633,749
School of Law	335,188	232,436	62,956	148,379	1,053,332
University Libraries			685,642	57,116	152,049
Capstone College of Nursing	796,053	935,781	669,578	632,600	1,185,635
School of Social Work	500,622	2,889,566	2,019,946	2,296,180	5,149,741
<b>Subtotal:</b>	<b>\$53,528,795</b>	<b>\$52,137,479</b>	<b>\$48,686,008</b>	<b>\$49,718,566</b>	<b>\$57,090,413</b>
<b>Other Units</b>	<b>FY 02</b>	<b>FY 03</b>	<b>FY 04</b>	<b>FY 05</b>	<b>FY 06</b>
Academic Affairs <sup>4</sup>	\$ 25,184,962	\$ 7,285,303	\$ 7,692,378	\$ 3,918,158	\$ 4,779,306
Community Affairs				75,864	136,000
Financial Affairs					29,616,840
President's Office		25,000	30,000	30,000	
Research <sup>5</sup>				74,558	2,604,158
Student Affairs	568,923		354,768	78,979	74,240
<b>Subtotal:</b>	<b>\$25,753,885</b>	<b>\$ 7,310,303</b>	<b>\$ 8,077,146</b>	<b>\$ 4,177,559</b>	<b>\$37,210,544</b>
<b>Grand Total:</b>	<b>\$79,282,680</b>	<b>\$59,447,782</b>	<b>\$56,763,154</b>	<b>\$53,896,125</b>	<b>\$94,300,957</b>

<sup>3</sup> Prior to FY 2006, NSF EPSCoR was reported in Engineering.

<sup>4</sup> See Center Report. Beginning FY 2006, center awards allocated among PI/Co-PI home departments for purposes of this report.

<sup>5</sup> Beginning in FY 2006, NSF EPSCoR is reported in the Office for Research.



**Awards - Research  
5 Year History by College/School/Unit**

<b>Colleges/Schools</b>	<b>FY 02</b>	<b>FY 03</b>	<b>FY 04</b>	<b>FY 05</b>	<b>FY 06</b>
College of Arts & Sciences	\$10,944,710	\$12,619,343	\$11,821,724	\$12,941,250	\$12,070,918
Culverhouse College of Commerce & Business Administration	647,486	1,114,253	1,251,432	313,154	1,612,023
College of Communication and Info Science	261,300	137,593	402,314	12,500	223,367
College of Community Health Sciences	594,876	561,894	1,191,971	613,484	657,042
College of Continuing Studies	150,000			33,562	26,130
College of Education	797,953	130,398	37,515	56,415	72,048
College of Engineering <sup>6</sup>	17,435,833	10,812,637	10,556,476	15,577,929	16,086,150
College of Human Environmental Sciences	34,612	15,287	15,292		94,047
University Libraries			226,653		152,049
Capstone College of Nursing	147,895	169,375	17,700	27,017	67,290
School of Social Work	412,722	337,698	111,613	131,514	364,595
<b>Subtotal:</b>	<b>\$31,427,387</b>	<b>\$25,898,478</b>	<b>\$25,632,690</b>	<b>\$29,706,825</b>	<b>\$31,425,659</b>
<b>Other Units</b>	<b>FY 02</b>	<b>FY 03</b>	<b>FY 04</b>	<b>FY 05</b>	<b>FY 06</b>
Academic Affairs <sup>7</sup>	\$ 2,224,830	\$ 2,426,672	\$ 2,336,908	\$ 595,519	\$ 141,773
Research <sup>8</sup>					2,591,785
President's Office		25,000			
<b>Subtotal:</b>	<b>\$ 2,224,830</b>	<b>\$ 2,451,672</b>	<b>\$ 2,336,908</b>	<b>\$ 595,519</b>	<b>\$ 2,733,558</b>
<b>Grand Total:</b>	<b>\$33,652,217</b>	<b>\$28,350,150</b>	<b>\$27,969,598</b>	<b>\$30,302,344</b>	<b>\$34,159,217</b>

<sup>6</sup> Prior to FY 2006, NSF EPSCoR was reported in Engineering.

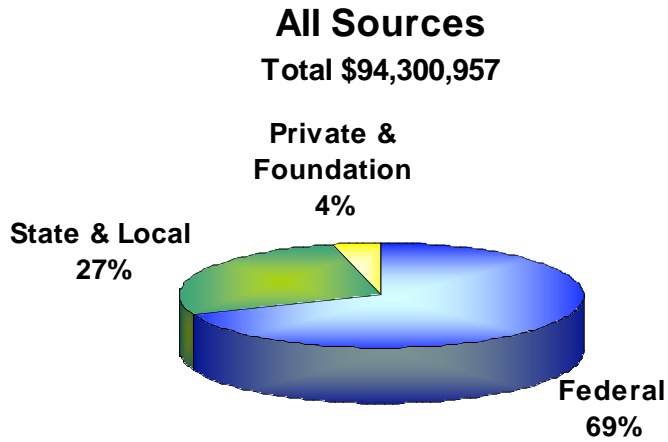
<sup>7</sup> See Center Report. Beginning FY 2006, Center Awards allocated among PI/CoPI home departments for purposes of this report.

<sup>8</sup> Beginning with FY 2006, NSF EPSCoR is reported in the Office for Research.

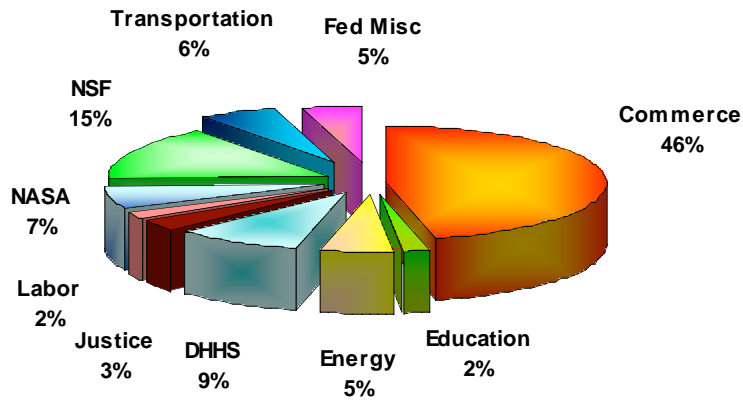
**Awards - All Sponsored Programs  
By Funding Source**

<b><u>Federal Funding Agency</u></b>	<b><u>Dollar Amount</u></b>
U.S. Dept. of Commerce	\$ 30,152,756
U.S. Dept. of Education	1,212,340
U.S. Dept. of Energy	3,453,012
U.S. Dept. of Health & Human Services	6,163,099
U.S. Dept. of Justice	1,925,095
U.S. Dept. of Labor	1,245,423
U.S. Dept. of Transportation	3,665,889
National Aeronautics & Space Adm.	4,396,217
National Science Foundation	9,723,209
Federal Miscellaneous	2,944,643
<b>TOTAL FEDERAL</b>	<b>\$ 64,881,683</b>
<b><u>Other Funding</u></b>	
State	\$ 25,398,909
Local Government	391,811
Foundations	444,600
Private Industry	3,183,954
<b>TOTAL OTHER</b>	<b>\$ 29,419,274</b>
<b>TOTAL AWARDS</b>	<b>\$ 94,300,957</b>

Awards - All Sponsored Programs  
By Funding Source – Percentage



**Federal Sources**  
Total \$64,881,683



**Awards - All Sponsored Programs  
By College/School/Unit and Department**

<b>College/School and Department</b>	<b>FY 02</b>	<b>FY 03</b>	<b>FY 04</b>	<b>FY 05</b>	<b>FY 06</b>
<b>College of Arts &amp; Sciences</b>	<b>\$14,699,767</b>	<b>\$17,516,651</b>	<b>\$16,797,440</b>	<b>\$16,881,799</b>	<b>\$16,003,588</b>
American Studies	11,850	8,000	8,000	3,160	
Anthropology	156,597	110,142		213,099	
Biological Sciences	3,134,242	2,338,995	3,258,044	4,065,066	2,719,390
Brewer-Porch Children's Center	2,920,873	3,159,195	2,626,631	3,108,259	3,135,392
Center for Green Manufacturing			172,500	121,315	62,493
Chemistry	2,155,546	2,543,883	3,009,171	1,914,825	3,297,463
Communicative Disorders	33,125	104,850	26,500	25,000	
Criminal Justice				56,729	44,028
English		19,561	50,000	660	7,950
English Language Institute		10,740			
Geography	63,545	63,041	456,155	51,407	242,254
Geological Sciences	1,091,071	1,434,805	872,856	891,849	692,416
History		3,300	85,985	72,107	73,278
ISSR	905,112	1,987,532	1,851,169	1,180,992	186,834
Mathematics	138,094		395,555	108,454	121,043
Modern Languages and Classics			50,000		
Music				5,250	148,084
Physics & Astronomy	1,059,828	1,730,443	1,642,539	1,959,970	1,879,898
Psychology	2,972,784	3,914,410	2,239,912	3,011,861	3,386,122
Religious Studies				45,000	
Romance Languages & Classics		17,600			
Women's Studies	27,100	70,154	52,423	46,796	6,943
<b>Culverhouse College of Commerce &amp; Business Admin</b>	<b>\$ 827,437</b>	<b>\$ 1,842,270</b>	<b>\$ 1,740,890</b>	<b>\$ 856,664</b>	<b>\$ 2,022,046</b>
Alabama Productivity Center				7,375	3,720
Center for Business & Economic Research	432,813	1,085,118	1,108,601	519,898	667,604
Comm & Business Admin. Undergrad. Programs	10,000				
Management & Marketing	73,414	9,795			
Management Science & Statistics	190,437	626,584	567,787	221,961	1,183,140
Small Business Development Center	120,773	120,773	64,502	107,430	167,582
<b>College of Communication &amp; Info Sciences</b>	<b>\$ 867,254</b>	<b>\$ 574,534</b>	<b>\$ 1,050,137</b>	<b>\$ 593,128</b>	<b>\$ 1,080,388</b>
Advertising & Public Relations		83,125	59,636		
Center for Creative Media			105,093	43,780	238,702
Center for Public Television & Radio	548,754	219,135	612,222	342,628	476,629
Dean's Office				150,000	275,000

**Awards - All Sponsored Programs  
By College/School/Unit and Department**

College/School and Department	FY 02	FY 03	FY 04	FY 05	FY 06
<b>Communication &amp; Info Sciences (cont.)</b>					
Institute for Communication Research	161,300	54,468	195,950	44,220	25,000
Journalism			59,636		
School of Library & Info. Studies					58,542
Telecommunication & Film	100,000			12,500	6,515
WUAL-FM	57,200	217,806	17,600		
<b>College of Community Health Sciences</b>	<b>\$ 1,837,646</b>	<b>\$ 1,726,361</b>	<b>\$ 1,730,871</b>	<b>\$ 1,671,038</b>	<b>\$ 1,287,467</b>
Community and Rural Medicine	1,012,681	517,499	262,500	640,977	168,553
Family Medicine	382,384	260,336	266,400	414,194	428,872
Institute for Rural Health Research	134,157	912,246	384,441	444,624	618,207
Internal Medicine	97,896		75,000		
Obstetrics & Gynecology			11,172	5,428	
Pediatrics	210,528	36,280	731,358	165,815	71,835
<b>College of Continuing Studies</b>	<b>\$ 1,547,968</b>	<b>\$ 1,727,844</b>	<b>\$ 1,423,000</b>	<b>\$ 1,921,409</b>	<b>\$ 2,801,502</b>
Academic Outreach				422,120	1,098,000
Dean's Office				16,531	237,319
Environmental & Industrial Programs	1,267,461	1,268,445	1,192,000	1,370,726	1,357,923
Professional & Management Programs	95,000	95,000	95,000	112,032	108,260
Safe State Program	185,507	364,399	136,000		
<b>College of Education</b>	<b>\$ 1,628,589</b>	<b>\$ 1,590,254</b>	<b>\$ 5,004,614</b>	<b>\$ 1,525,420</b>	<b>\$ 5,058,049</b>
Behavioral Studies	20,000	20,000	20,000		
Dean's Office	26,142	26,142	515	36,823	117,208
Counselor Education	123,915	117,115	22,464	22,464	22,464
Education Student Services & Certification				25,000	
Educational Leadership	214,931	2,000	215,000		265,000
Education Policy Center					34,062
Elementary Education	103,026	176,541	2,031,579	1,320	15,522
In-Service Center				219,302	3,663,344
Interdisciplinary Teacher Education			35,688	10,000	
International Programs	26,000	3,400			
Kinesiology	210,089	124,126	36,997	72,328	19,982
Mathematics Education			45,441		62,887
Professional Studies		119,883	251,459		
Program in Educational Research		25,000	104,828		
Research & Service				79,582	
Secondary Curriculum, Teaching, and Learning		45,548	14,177	130,774	125,773
Special Education					218,000

**Awards - All Sponsored Programs  
By College/School/Unit and Department**

<b>College/School and Department</b>	<b>FY 02</b>	<b>FY 03</b>	<b>FY 04</b>	<b>FY 05</b>	<b>FY 06</b>
<b>Education (cont.)</b>					
Teacher Education	625,397	110,807	729,865	72,107	481,307
UA In-Service Education Center	279,089	819,692	1,496,601	823,720	
West Ala. Comprehensive Svcs. Prog.				32,000	32,500
<b>College of Engineering<sup>9</sup></b>	<b>\$18,395,357</b>	<b>\$11,499,402</b>	<b>\$11,760,740</b>	<b>17,991,750</b>	<b>\$16,662,867</b>
Aerospace Engineering & Mechanics	3,444,541	461,909	1,969,275	389,570	928,567
Alabama Engineering Research Laboratory	790,998	708,892	289,891	1,561,897	83,491
Chemical Engineering	1,718,726	1,273,546	718,463	2,859,059	2,023,431
Civil & Environmental Engineering	1,856,760	1,382,164	1,327,881	1,589,659	3,523,487
Dean's Office	2,168,868	2,513,000	1,571,392	2,688,041	
Computer Science	2,428,123	2,096,908	1,327,474	6,309,680	5,734,500
Electrical & Computer Engineering	2,613,190	522,386	725,182	211,755	299,657
Engineering Student Services	4,997		47,786		38,096
Environmental Institute			47,786		38,096
Industrial Engineering		95,000	173,458	58,673	27,368
Mechanical Engineering	921,875	667,367	2,504,626	1,260,510	2,730,633
Metallurgical & Materials Engineering	2,447,279	1,778,230	1,057,526	1,062,906	1,235,541
<b>Honors College</b>		<b>\$ 1,050</b>		<b>\$ 1,600</b>	
University Honors Program		1,050		1,600	
<b>College of Human Environmental Sciences</b>	<b>\$12,122,914</b>	<b>\$11,601,330</b>	<b>\$ 5,740,194</b>	<b>\$ 5,141,483</b>	<b>\$ 4,633,749</b>
Child Development Resources & Services	6,268,659	6,269,160	5,551,541	\$ 4,786,233	4,199,674
Dean's Office	5,647,555	5,016,827			
Health Science					94,047
Human Development & Family Studies	67,012	15,287	25,292		
Human Nutrition & Hospitality Management		5,000	5,000		
RISE Program	139,688	295,056	158,361	355,250	340,028
<b>School of Law</b>	<b>\$ 335,188</b>	<b>\$ 232,436</b>	<b>\$ 62,956</b>	<b>\$ 148,379</b>	<b>\$ 1,053,332</b>
Law School Clinical Program	62,956				
Dean's Office	272,232	232,436	62,956	148,379	1,053,332
<b>Capstone College of Nursing</b>	<b>\$ 796,053</b>	<b>\$ 935,781</b>	<b>\$ 669,578</b>	<b>\$ 632,600</b>	<b>\$ 1,185,635</b>
Nursing Instruction	700,952	794,378	555,634	457,164	1,185,635
Nursing Student Services	95,101	141,403	113,944	175,436	

<sup>9</sup> Prior to FY 2006, NSF EPSCoR was reported in Engineering; beginning with FY 2006, NSF EPSCoR is reported in the Office for Research.

**Awards - All Sponsored Programs  
By College/School/Unit and Department**

<b>College/School and Department</b>	<b>FY 02</b>	<b>FY 03</b>	<b>FY 04</b>	<b>FY 05</b>	<b>FY 06</b>
<b>School of Social Work</b>	<b>\$ 500,622</b>	<b>\$ 2,889,565</b>	<b>\$ 2,019,946</b>	<b>\$ 2,296,180</b>	<b>\$ 5,149,741</b>
Dean's Office	500,622	2,889,565	2,019,946	2,296,180	5,149,741
<b>University Libraries</b>			<b>\$ 685,642</b>	<b>\$ 57,116</b>	<b>\$ 152,049</b>
Libraries			461,041	5,000	152,049
Library & Information Studies			224,601	52,116	
<b>Subtotal:</b>	<b>\$53,528,795</b>	<b>\$52,137,479</b>	<b>\$48,686,008</b>	<b>\$49,718,566</b>	<b>\$57,090,413</b>
<b>Other Units/Departments</b>					
<b>Academic Affairs</b>	<b>\$25,184,962</b>	<b>\$ 7,285,303</b>	<b>\$ 7,692,378</b>	<b>\$ 3,918,158</b>	<b>\$ 4,779,306</b>
Academic Affairs	16,347,150	25,000			
Alabama Disabilities Advocacy Program	1,469,026	1,545,946	2,768,398	1,659,269	2,053,982
Alabama Heritage Magazine	10,000	20,000		10,000	
Alabama International Trade Center	766,832	698,468	1,150,878	412,010	584,189
Alabama Museum of Natural History	591,339	535,539	207,815	307,965	356,965
Center for Communication & Educational Tech.	427,875	282,087	45,441		400,387
Center for Mental Health and Aging <sup>10</sup>	646,168	585,488	292,918	75,507	
Center for Teaching & Learning	928,660	479,656	817,867	748,754	295,427
English Language Institute	88,920				
Graduate School					
MINT Program	903,326	626,260	832,840	265,000	126,023
Moundville Archaeological Park		59,409	54,830	2,000	642,493
Office of Archaeological Research	997,681	931,687	463,882	78,885	193,674
Program for Rural Services & Research <sup>11</sup>	1,179,200	761,587	740,601		
Student Support Services	282,624	283,176			
University Center for Economic Development	475,625	450,000	226,792	358,768	126,166
University of Alabama Museums	62,536	1,000	90,116		
University Press	8,000				
<b>Financial Affairs</b>					<b>\$29,616,840</b>
Financial Affairs					29,616,840
<b>Community Affairs</b>				<b>\$ 75,864</b>	<b>\$ 136,000</b>
Community Affairs				\$ 75,864	\$ 136,000

<sup>10</sup> See Center Report. Beginning FY 2006, Center Awards allocated among PI/CoPI home departments for purposes of this report.

<sup>11</sup> Programs were divided among various units beginning in FY 2005.

**Awards - All Sponsored Programs  
By College/School/Unit and Department**

Other Units and Departments	FY 02	FY 03	FY 04	FY 05	FY 06
<b>President's Office</b>		\$ 25,000	\$ 30,000	\$ 30,000	
President's Office		25,000			
University Relations			30,000	30,000	
<b>Research<sup>12</sup></b>				<b>\$ 74,558</b>	<b>\$ 2,604,158</b>
Alabama Institute for Manufacturing Excellence					130,204
NSF EPSCoR					2,473,954
Sponsored Programs				74,558	
<b>Student Affairs</b>	<b>\$ 568,923</b>		<b>\$ 354,768</b>	<b>\$ 78,979</b>	<b>\$ 74,240</b>
Women's Center	568,923		354,768	78,979	74,240
<b>Subtotal:</b>	<b>\$25,753,885</b>	<b>\$ 7,310,303</b>	<b>\$ 8,077,146</b>	<b>\$ 4,177,559</b>	<b>\$ 7,210,544</b>
<b>Grand Total:</b>	<b>\$79,282,680</b>	<b>\$59,447,782</b>	<b>\$56,763,154</b>	<b>\$53,896,125</b>	<b>\$ 94,300,957</b>

<sup>12</sup> Beginning with FY 2006, NSF EPSCoR is reported in the Office for Research.



**The University of Alabama  
Office for Research**

# **Submissions**

**Submissions - All Sponsored Programs  
By College/School/Unit and Department**

College/School and Department	FY 02	FY 03	FY 04	FY 05	FY 06
<b>College of Arts &amp; Sciences</b>	<b>216.92</b>	<b>258.82</b>	<b>229.75</b>	<b>239.85</b>	<b>232.15</b>
American Studies	1.00	1.00	1.00	1.33	0.00
Anthropology	3.00	4.00	4.05	6.10	7.00
Art	0.00	0.00	0.00	0.00	1.00
Dean's Office	0.50	0.00	0.00	0.20	0.00
Biological Sciences	50.16	58.49	67.73	46.88	44.15
Brewer-Porch Children's Center	8.00	10.00	2.00	9.00	5.00
Center for Green Manufacturing	1.00	1.50	3.75	1.50	0.50
Chemistry	47.81	55.94	64.21	54.22	60.48
Communicative Disorders	9.00	10.38	3.31	1.49	2.00
Criminal Justice	3.16	2.00	1.00	8.00	2.60
English	1.50	1.00	0.50	0.33	3.00
English Language Institute	1.00	0.00	0.00	0.00	0.00
Geography	1.50	5.00	1.00	2.00	3.30
Geological Sciences	17.50	23.00	16.08	32.08	18.00
History	0.00	2.00	0.35	1.50	0.50
ISSR	3.69	10.15	13.16	5.01	5.38
Mathematics	10.50	6.94	6.09	8.13	6.83
Modern Languages and Classics	0.50	0.00	0.50	0.00	0.00
Moody Gallery of Art	1.00	0.00	0.00	0.00	0.00
Music	1.00	0.00	0.00	1.00	5.00
New College	0.00	0.00	0.56	0.54	0.25
Philosophy	0.00	0.00	0.00	0.00	2.00
Physics & Astronomy	30.22	32.04	21.78	25.89	34.30
Political Science	1.16	1.00	0.00	0.00	0.00
Psychology	22.22	29.28	18.73	30.31	29.86
Religious Studies	0.00	0.00	0.00	1.00	0.00
Romance Languages & Classics	0.00	1.00	0.00	0.00	0.00
Women's Studies	1.50	4.10	3.95	3.34	1.00
<b>Culverhouse College of Commerce &amp; Business Admin.</b>	<b>18.33</b>	<b>42.94</b>	<b>35.78</b>	<b>24.76</b>	<b>26.78</b>
Accounting	0.66	0.00	0.00	0.00	0.00
Alabama Productivity Center	0.00	0.00	0.00	0.50	0.24
Center for Business & Economic Research	3.09	22.35	20.99	12.16	15.69
Undergraduate Programs	1.00	0.00	0.00	0.00	0.00
Economics, Finance & Legal Studies	1.50	2.00	1.33	1.50	0.00
Management & Marketing	2.75	5.83	5.00	0.00	1.29
Management Science & Statistics	5.33	8.76	5.96	8.60	3.56
Small Business Development Center	4.00	4.00	2.50	2.00	6.00

**Submissions - All Sponsored Programs  
By College/School/Unit and Department**

College/School and Department	FY 02	FY 03	FY 04	FY 05	FY 06
<b>College of Communication and Information Sciences</b>	<b>16.00</b>	<b>11.50</b>	<b>19.50</b>	<b>13.54</b>	<b>19.00</b>
Advertising & Public Relations	1.00	0.00	0.33	0.00	1.00
Center for Creative Media	0.00	1.50	4.74	4.03	2.00
Center for Public Television & Radio	6.00	4.00	8.00	5.00	9.00
Dean's Office	0.00	0.00	0.00	1.00	1.00
Communication Studies	1.00	1.00	0.00	0.00	0.00
Institute For Communication Research	6.00	1.00	6.05	1.67	1.00
School of Library & Information Studies	0.00	0.00	0.00	0.00	3.00
Journalism	0.00	0.00	0.33	0.50	0.00
Speech Communication	0.00	0.00	0.05	0.00	0.00
Telecommunication & Film	1.00	0.00	0.00	1.34	2.00
WUAL-FM	1.00	4.00	0.00	0.00	0.00
<b>College of Community Health Sciences</b>	<b>27.92</b>	<b>22.85</b>	<b>26.55</b>	<b>18.33</b>	<b>15.84</b>
Dean's office	0.00	1.00	0.00	0.00	0.00
Community and Rural Medicine	17.00	12.00	8.10	4.33	4.00
Family Medicine	4.33	3.00	1.60	2.00	2.00
Health Science	0.00	0.00	0.00	0.00	0.50
Institute for Rural Health Research	3.33	5.75	7.85	9.00	7.34
Internal Medicine	0.26	0.00	1.00	0.00	0.00
Obstetrics & Gynecology	0.00	0.00	0.10	0.10	0.00
Pediatrics	3.00	1.00	7.90	2.90	2.00
Psychiatry	0.00	0.10	0.00	0.00	0.00
<b>College of Continuing Studies</b>	<b>12.67</b>	<b>9.00</b>	<b>4.20</b>	<b>9.50</b>	<b>9.87</b>
Academic Outreach	0.00	0.00	0.00	1.50	2.00
Dean's Office	0.00	0.00	0.00	0.33	1.33
Environmental & Industrial Programs	6.33	4.00	2.20	6.33	5.20
Professional & Management Programs	2.00	0.00	1.00	1.34	1.34
Safe State Program	4.34	5.00	1.00	0.00	0.00
<b>College of Education</b>	<b>47.33</b>	<b>41.62</b>	<b>36.21</b>	<b>34.90</b>	<b>42.47</b>
Administration & Educational Leadership	1.00	0.00	0.00	0.00	0.00
Behavioral Studies	1.00	2.00	1.00	0.00	0.00
Center for Teaching & Learning	1.00	0.00	0.00	0.00	0.00
Dean's Office	3.00	1.00	1.00	2.00	1.00
Counselor Education	6.75	3.00	2.00	2.00	1.00
Curriculum & Instruction	0.00	0.00	0.00	0.00	1.16
Education Dean's Office	0.00	0.00	0.00	0.00	1.00
Education Student Services & Certification	0.00	0.00	0.00	1.00	0.00
Educational Leadership	2.00	0.00	1.00	0.75	3.00
Education Policy Center	0.00	0.00	0.00	0.00	6.00
Elementary Education	3.00	4.00	2.83	0.83	1.00
Evaluation & Assessment Laboratory	0.25	0.00	0.00	0.00	0.00

**Submissions - All Sponsored Programs  
By College/School/Unit and Department**

College/School and Department	FY 02	FY 03	FY 04	FY 05	FY 06
<b>College of Education Continued.</b>					
In-Service Center	0.00	0.00	0.00	3.00	14.50
Interdisciplinary Teacher Education	0.00	0.00	1.00	1.00	0.00
International Programs	2.00	2.00	0.00	0.00	0.00
Kinesiology	6.00	3.00	5.50	4.50	4.50
Mathematics Education	0.00	2.10	0.00	0.00	0.10
Professional Studies	1.00	0.20	2.00	0.00	0.00
Program in Educational Research	0.00	2.00	1.00	0.00	0.00
Research & Service, College of Education	0.00	0.00	0.00	2.00	0.00
Secondary Curriculum, Teaching, and Learning	0.00	0.00	3.75	3.53	0.53
Special Education	1.00	1.50	0.00	0.50	4.50
Teacher Education	8.33	6.71	2.63	5.84	3.18
UA In-Service Education Center	11.00	14.11	12.50	6.95	0.00
West Ala. Comprehensive Svcs. Prog.	0.00	0.00	0.00	1.00	1.00
<b>College of Engineering</b>	<b>152.35</b>	<b>134.07</b>	<b>169.87</b>	<b>175.40</b>	<b>191.90</b>
Aerospace Engineering & Mechanics	12.45	11.50	20.59	16.48	23.85
Alabama Engineering Research Laboratory	3.00	3.44	4.62	3.56	1.04
Chemical Engineering	23.71	21.35	25.18	22.91	28.78
Civil & Environmental Engineering	20.61	20.63	12.10	18.16	27.35
Dean's Office	5.00	4.58	2.50	4.00	0.00
Computer Science	17.11	19.88	29.65	25.12	26.05
Cooperative Education Program	0.50	0.00	0.00	0.00	0.00
Electrical & Computer Engineering	4.71	6.36	12.17	13.75	13.40
Engineering Student Services	1.50	0.00	0.25	0.00	0.45
Environmental Institute	0.00	0.00	0.68	0.20	1.33
Industrial Engineering	5.50	7.00	10.13	5.92	5.19
Mechanical Engineering	22.03	18.10	34.12	35.55	43.68
Metal Casting Technology Center	1.00	0.00	0.00	0.00	0.00
Metallurgical & Materials Engineering	35.24	21.23	17.88	29.75	20.78
<b>Financial Affairs</b>	<b>0.00</b>	<b>0.00</b>	<b>0.00</b>	<b>0.00</b>	<b>1.00</b>
Financial Affairs	0.00	0.00	0.00	0.00	1.00
<b>Honors College</b>	<b>2.00</b>	<b>0.00</b>	<b>1.00</b>	<b>0.00</b>	<b>0.00</b>
University Honors Program	2.00	0.00	1.00	0.00	0.00
<b>College of Human Environmental Sciences</b>	<b>24.50</b>	<b>33.60</b>	<b>26.00</b>	<b>26.00</b>	<b>25.00</b>
Child Development Resources & Services	15.00	20.00	18.00	18.00	17.00
Clothing, Textiles & Interior Design	0.00	0.00	1.00	0.00	0.00
Dean's Office	3.00	5.20	0.00	0.00	0.00
Consumer Sciences	1.00	0.00	0.00	0.00	0.00
Health Science	0.00	0.00	0.00	0.00	4.00
Human Development & Family Studies	3.50	2.40	3.50	1.00	0.00

**Submissions - All Sponsored Programs  
By College/School/Unit and Department**

College/School and Department	FY 02	FY 03	FY 04	FY 05	FY 06
<b>College of Human Environmental Sciences Cont.</b>					
Human Nutrition & Hospitality Management	0.00	3.00	1.00	2.00	1.00
RISE Program	2.00	3.00	2.50	5.00	3.00
<b>School of Law</b>					
Law School Clinical Program	1.00	0.00	0.50	0.00	0.00
Dean's Office	3.00	3.00	3.00	2.00	2.50
<b>Capstone College of Nursing</b>					
Dean's Office	11.26	16.50	18.00	7.00	12.10
Nursing Student Services	1.00	2.00	2.00	1.00	0.00
<b>School of Social Work</b>					
Dean's Office	15.26	17.66	13.67	14.08	11.00
<b>University Libraries</b>					
School of Library & Information Studies	0.00	0.00	1.50	5.00	0.00
University Libraries	0.00	1.00	2.50	2.40	1.00
<hr/>					
<b>Subtotal:</b>	<b>549.54</b>	<b>594.56</b>	<b>590.03</b>	<b>573.76</b>	<b>590.61</b>
<hr/>					
Other Units	FY 02	FY 03	FY 04	FY 05	FY 06
<b>Academic Affairs</b>					
Academic Affairs	3.33	0.50	0.00	0.00	0.00
Alabama Disabilities Advocacy Program	8.00	15.00	20.00	12.00	15.00
Alabama Heritage Magazine	0.00	1.00	0.00	1.00	0.00
Alabama International Trade Center	10.00	5.00	7.00	4.00	2.00
Alabama Museum of Natural History	8.00	11.50	3.50	5.00	5.00
Center for Communication & Educational Tech.	3.00	1.11	0.50	0.25	0.10
Center for Mental Health and Aging <sup>13</sup>	2.83	3.17	3.00	1.72	0.00
Center for Teaching & Learning	9.00	2.00	5.00	3.00	5.00
Continuous Quality Improvement	0.00	0.00	0.00	0.00	0.25
English Language Institute	4.00	0.00	1.00	0.00	0.00
MINT Program <sup>14</sup>	13.30	8.16	12.43	10.88	1.00
Moundville Archaeological Park	1.00	1.00	1.00	2.00	2.00
Office of Archaeological Research	34.00	16.50	19.50	6.00	7.00
Paul W. Bryant Museum	1.00	0.00	0.00	0.00	0.00
Program for Rural Services & Research <sup>15</sup>	10.00	8.00	2.00	1.00	0.00
Student Support Services	1.00	1.00	0.00	0.00	0.00

<sup>13</sup> Beginning FY 2006, Center Submissions allocated among PI/CoPI home departments for purposes of this report.

<sup>14</sup> Beginning FY 2006, Center Submissions allocated among PI/CoPI home departments for purposes of this report.

<sup>15</sup> Programs divided among various units beginning FY 2005.

**Submissions - All Sponsored Programs  
By College/School/Unit and Department**

<b>College/School and Department</b>	<b>FY 02</b>	<b>FY 03</b>	<b>FY 04</b>	<b>FY 05</b>	<b>FY 06</b>
University Center for Economic Development	4.00	3.00	4.25	4.34	3.00
University of Alabama Museums	1.00	1.00	2.00	1.00	0.00
University Press	2.00	0.00	0.00	1.00	0.00
<b>Community Affairs</b>	<b>0.00</b>	<b>0.00</b>	<b>0.00</b>	<b>2.00</b>	<b>2.00</b>
Community Affairs	0.00	0.00	0.00	2.00	2.00
<b>President's Office</b>	<b>0.00</b>	<b>0.50</b>	<b>1.00</b>	<b>1.20</b>	<b>1.00</b>
Academic Affairs	0.00	0.00	0.00	0.20	0.00
President's Office	0.00	0.50	0.00	0.00	0.00
University Relations	0.00	0.00	1.00	1.00	1.00
<b>Research</b>	<b>0.00</b>	<b>0.00</b>	<b>1.79</b>	<b>1.85</b>	<b>4.04</b>
Alabama Institute for Manufacturing Excellence	0.00	0.00	0.79	1.85	1.04
Sponsored Programs	0.00	0.00	1.00	0.00	0.00
Research	0.00	0.00	0.00	0.00	3.00
<b>Student Affairs</b>	<b>1.00</b>	<b>2.00</b>	<b>2.00</b>	<b>1.00</b>	<b>2.00</b>
Women's Center	1.00	2.00	2.00	1.00	2.00
<b>Subtotal:</b>	<b>116.46</b>	<b>80.44</b>	<b>85.97</b>	<b>59.24</b>	<b>49.39</b>
<b>Grand Total:</b>	<b>666.00</b>	<b>675.00</b>	<b>676.00</b>	<b>633.00</b>	<b>640.00</b>

**The University of Alabama  
Office for Research**

# **Center Activity**

**Research Awards Received  
by Interdisciplinary Centers**

	<b>Sponsor</b>	<b>Amount</b>
<b>Center for Mental Health and Aging (CMHA)</b>	National Institute of Health	\$69,914
<b>Materials for Information Technology (MINT)</b>	SONY Magnetic Products	\$50,000
	Information Storage Industry Consortium	91,453
	Seagate Technology	112,500
	National Science Foundation	1,713,587
	IBM Corporation	50,000
	Office of Naval Research	120,427
	U.S. Department of Energy	10,000
		<u>\$2,147,967</u>
<b>University Transportation Center for Alabama (UTCA)</b>	Alabama Department of Transportation	\$471,011
	U.S. Department of Transportation	2,219,500
	Auburn University	32,722
	City of Huntsville	29,529
		<u>\$2,752,762</u>
<b>Center for Advanced Vehicle Technologies (CAVT)</b>	U.S. Department of Energy	\$400,000
	U.S. Department of Transportation	1,446,389
		<u>\$1,846,389</u>
<b>CARE Research Development Lab (CRDL)</b>	Alabama Department of Transportation	\$1,032,620
	U.S. Department of Health and Human Services <sup>16</sup>	3,141
	Alabama Department of Public Safety	277,351
	ADECA	302,735
	Alabama Administrative Office of Courts	814,467
	Alabama Criminal Justice Information Center	50,000
		<u>\$2,480,314</u>
<b>Aging Infrastructure Systems Center for Excellence (AISCE)</b>	Alabama Department of Transportation	\$1,000,000
<b>Total</b>		<u><u>\$10,297,346</u></u>

<sup>16</sup> Activity presented in this table is also included in other schedules within this report by College/School/Department.



**The University of Alabama  
Office for Research**

# **Research Compliance**

**Financial Conflict of Interest**

Number of Disclosures 61

**Export Controls**

Number of Disclosures 102

Number of Licenses 37

**IACUC**

Number of Approved Protocols 37

**Clinical Trials**

Number of Trials 9

**Institutional Review Board (IRB) for Protection of Human Subjects**

Number of Reviewed Protocols:	<b><u>FY 05</u></b>	<b><u>FY 06</u></b>
Exempt	67	144
Expedited	225	294
Full Board	60	50
<b>Total:</b>	<b>352</b>	<b>488</b>

**IRB Activity**

<b>Month</b>	<b>Exempt</b>	<b>Expedited</b>	<b>Full Board</b>	<b>Monthly Totals</b>
January	5	23	4	<b>32</b>
February	12	34	0	<b>46</b>
March	17	24	9	<b>50</b>
April	12	26	3	<b>41</b>
May	10	26	2	<b>38</b>
June	4	25	8	<b>37</b>
July	7	25	7	<b>39</b>
August	10	27	4	<b>41</b>
September	4	22	2	<b>28</b>
October	25	17	5	<b>47</b>
November	35	31	2	<b>68</b>
December	3	14	4	<b>21</b>
<b>Total:</b>	<b>144</b>	<b>294</b>	<b>50</b>	<b>488</b>

**The University of Alabama  
Office for Research**

# **Technology Transfer**

<b>Invention Disclosures</b>	<b>FY 05</b>	<b>FY 06</b>
AISCE	0	4
Aerospace Eng. & Mech.	1	1
Biology	0	1
Chemical Engineering	2	1
Chemistry	5	3
Computer Science	3	0
Civil & Enviro. Eng.	0	1
Electrical & Com. Eng.	1	0
Mechanical Engineering	2	2
Physics & Astronomy	1	1
Social Work	0	1
<b>Total:</b>	<b>15</b>	<b>15</b>

<b>Foreign Patent Filings</b>	<b>FY 05</b>	<b>FY 06</b>
Aerospace Eng. & Mech.	0	1
Biology	0	1
Chemistry	2	3
Electrical Engineering	0	2
<b>Total:</b>	<b>2</b>	<b>7</b>

<b>Issued Patents</b>	<b>FY 05</b>	<b>FY 06</b>
Chemical Engineering	1	
Chemistry	3	1
University Libraries	1	
Physics & Astronomy	1	
<b>Total:</b>	<b>6</b>	<b>1</b>

<b>Licenses</b>	<b>FY 05</b>	<b>FY 06</b>
Chemistry		
Equity only	1	
Royalty and equity	1	1
<b>Total:</b>	<b>2</b>	<b>1</b>

<b>U.S. Patent Filings</b>	<b>FY 05</b>	<b>FY 06</b>
Aerospace Eng. & Mech.	0	2
Biological Sciences	3	4
Chemical Engineering	1	1
Chemistry	6	7
Computer Science	1	1
Kinesiology	1	1
Mechanical Engineering	1	0
Physics	0	1
<b>Total:</b>	<b>13</b>	<b>17</b>

<b>OTHER ACTIVITY</b>	<b>FY 05</b>	<b>FY 06</b>
Material Transfer		
Agreements	8	7
Non-Disclosure Agreements	23	29
Number of Companies in BAMA TECHNOLOGY INCUBATOR	3	3